

What Time is It?

It's Toddler Time!

We're all here for storytime!

(to the tune of London Bridge)

We're all here for storytime, storytime, storytime

We're all here for storytime, let's get ready.

Can you turn your ears up high, ears up high, ears up high?

Can you turn your ears up high so we can hear?

Can you turn your mouth down low, mouth down low, mouth down low?

Can you turn your mouth down low? Now we're ready.

The top half of the slide features an abstract background composed of numerous thin, vertical lines in various shades of blue and grey, creating a textured, rain-like effect. A solid dark blue horizontal band spans the width of the slide, serving as a background for the title and subtitle.

Early Childhood Development

In a nutshell

PLAYTIME

“Play is the highest form of research.” —Albert Einstein

“Play is the work of the child”—Maria Montessori

“Play gives children a chance to practice what they are learning.” —Fred Rogers

“The playing adult steps sideward into another reality; the playing child advances forward to new stages of mastery.” — Erik H. Erikson

“Children learn as they play. Most importantly, in play children learn how to learn.” — O. Fred Donaldson

Jean Piaget--Schemas



“Cat.”



“Cat?”



“Cat
and
“DOG”



Benefits of Storytime to Children

- Increases:

Attention Span

Imagination

LOVE OF LEARNING

Pre-reading skills

Confidence

LISTENING ABILITY

AWARENESS OF THE OUTSIDE WORLD

Reading Readiness

Early literacy -what children know about reading and writing before they actually learn to read and write.

Emergent literacy -the concepts, skills, and positive attitudes that form the foundation for subsequent reading and writing achievement

School readiness -a combination of the different skills that lead to school success: positive early literacy experiences, physical and mental health, social skills, playing well with others, basic cognitive skills, curiosity and enthusiasm about learning

Benefits of Storytime to Families

- Social Opportunities
 - Exposure to new ideas, resources
- Multi-generational bonding and shared experience
 - Exposure to your site!

The background of the slide features a series of thin, vertical, light blue lines of varying heights and slight curves, creating a textured, rain-like effect against a light gray gradient. A solid dark blue horizontal band spans the width of the slide, containing the text.

There are 17 toddlers staring at me. Now
what?

Working with very young children

Do NOT expect:

- the children to sit still
- the children to appear to be listening to you the whole time
- all of the children to smile or look like they're having fun
- to keep the group's attention for more than 15-20 minutes
- things to go as you planned

DO expect:

- children to leave the area, approach you, run around, lie on the ground
- that someone will cry. It probably won't be you.
- that when you ask a question (or even when you don't), children will call out answers. Alternately, the whole group will be struck silent.

Read 2-4 Thematic Stories



Choose stories that are:

- *brief—no more than 5 minutes!
- *visually irresistible—illustrations speak to all ages
- *repetitive text allows audience involvement + greater retention

Sing some songs!



The sillier, more active, and more repetitive—the better!



Call and Response

Oh, I'm being eaten
By a boa constrictor,
A boa constrictor,
A boa constrictor,
I'm being eaten by a boa constrictor,
And I don't like it—one bit.
Well, what do you know?
It's nibblin' my toe.
Oh, gee,
It's up to my knee.
Oh my,
It's up to my thigh.
Oh, fiddle,
It's up to my middle.
Oh, heck,
It's up to my neck.
Oh, dread,
It's upmmmmmmmmmmffffffffff . . .



Fingerplays

- *There was a little caterpillar crawling all about.*

(Walk with fingers on arm)
He worked and he worked without a doubt.

(Wiggle fingers)
Wrapping himself in a snug cocoon.

(Wrap other hand around fingers)
Waiting and waiting, will it be soon?

(hold fingers)
Look, he's coming out, my oh my!

(raise arms in excitement)
For now he's a beautiful butterfly

(Cross thumbs and flap hands like wings)

- Five little monkeys
Sitting in a tree
Teasing Mr. Crocodile,
"You can't catch me."
Along came Mr. Crocodile,
Quiet as can be
SNAP
And snapped that monkey right out
of the tree!

(continue counting down all the monkeys as above)

No more little monkeys
Sitting in a tree.

Familiar and Repetitive Songs

Did You Ever

(tune of “Did You Ever See a Lassie”)

*Did you ever see an egg, an egg, an egg,
Did you ever see an egg and wonder what’s inside?*

*It could be a _____, or a _____ or _____. (duck, turtle,
spider, dinosaur, snake, robin)*

Did you ever see an egg and wonder what’s inside?

- ***Tip-- Have a poster with photos of the various things that hatch from eggs, point to each***

Puppets!

Where?

- Folkmanis
- Acorn Naturalists
- DIY



Stuffed animal puppet—tutorial at www.obsessivelystitching.blogspot.com

Why?

- Puppets get attention!
- Encourage interaction and communication
- Easily adapted to many themes and purposes
- Cheaper, easier, and more predictable than live animals
- Kids love 'em!

Let's Make a Puppet, Shall We?



- Fold your paper in thirds lengthwise
- Fold the paper in half
- Fold the ends in half, in the opposite direction, so that it folds up accordion-style
- Decorate!

Provide a SIMPLE craft or activity



Get them out into your site



The top half of the image features a background of numerous thin, vertical lines in various shades of blue and grey, creating a textured, rain-like effect. A solid blue horizontal band spans the width of the image, serving as a background for the text.

Extend the Learning

Or: Take it Home, Make it Your Own



Welcome To Toddler Time!

at Nimbus Fish Hatchery



This Week's Theme: I Love Bugs!

Songs/Chants:

Grasshopper Chant

Grasshopper, Grasshopper, on the hill

Grasshopper, Grasshopper, stay so still

(everyone keep still)

Grasshopper, Grasshopper, eat a grass lunch

Grasshopper, Grasshopper, crunch, munch *munch*

(everyone pretend to eat)

Grasshopper, Grasshopper, on the ground

Grasshopper, Grasshopper, look around

(everyone look around)

Grasshopper, Grasshopper, jump up high

Grasshopper, Grasshopper, fly to the sky!

(everyone jump up high)



Bugs Sung to: "Frere Jacques"

Big bugs, small bugs, big bugs, small bugs,

See them crawl on the wall?

Creepy, creepy, crawling, never, never falling.

Bug, bugs, bugs, bugs, bugs, bugs.

Five Little Ladybugs Chant

Five little Ladybugs climbing up a door

One Flew away then there were four

~~Four~~ Little ladybugs sitting on a tree

One flew away then there were three

~~Three~~ little ladybugs landed on a shoe

One flew away and then there were two

~~Two~~ little ladybugs looking for some fun

One flew away and then there was one

~~One~~ little ladybug sitting in the sun

She flew away and then there were none

Books:

Under One Rock, Anthony Fredericks

Bugs, Bugs *Bugs!* Bob Barner

Horsefly and Honeybee, Randy Cecil

The Very Hungry Caterpillar, *The* Very Quiet Cricket, The Very Grouchy Ladybug...etc. Eric Carle

One Smug Slug, Pamela Duncan Edwards

Big Bug, Little Bug Paul Strickland

What the Ladybug Heard, Julia Donaldson

Contact: (916) 358-2884 Laura_Drath@wildlife.ca.gov

Find us on Facebook! www.facebook.com/NimbusHatchery



Make a Bug Catcher!

This craft is a great way to reuse a juice bottle while safely learning about the insects in our world. After your observations, be sure to return the critters where you found them!

What you'll need:

- Empty plastic juice bottle with at least one flat side and lid
- Scissors
- Craft foam
- Hot glue gun
- Scrap piece of window screen or tulle
- Natural items like rocks, grass, twigs etc.

How to make it:

1. Remove all labels from juice bottle. Wash inside and out thoroughly with warm water and mild dish soap. Rinse well and dry. Be sure to save the lid.
2. Lay bottle on its flat side and use scissors to cut an opening on the side facing up.
3. Place rocks, pebbles, dirt, grass, twigs, or whatever other natural items you choose inside the bottle through the opening.
4. Cut a piece of screen or tulle to fit over the opening, overlapping it by about $\frac{1}{4}$ " all the way around the edge.
5. Cut a piece of craft foam about $\frac{1}{2}$ " bigger (all the way around) than the screen or tulle you just cut out. Cut center out of foam to create a "window."
6. Hot glue the screen to the craft foam.
7. Hot glue the screen window to the opening on the bottle.
8. To catch bugs with your bottle, place the bottle on the ground in tall grass where the insects can climb in. Alternatively, you can catch insects on your own and place them into the bottle through the lid opening, then secure the lid.
9. If you have trouble setting an insect free, or if you need to replace the greenery inside, you can easily peel back the screen cover. To replace, simply add more hot glue and secure in place again.

***Remember!** Do not leave the bottle in the sun, especially with insects inside. The plastic can get very hot and cause harm to your houseguests.

Collecting Bugs Safely

When looking for bugs, you may find some that are unsafe, such as bees, wasps, centipedes, and certain spiders. Do not swat at, touch, or harass these creatures. Allow them to have a clear escape route away from you. Most will not bother you if you do not bother them! Make sure to roll logs toward you and lift rocks so the space beneath them opens away from you.


Snack Idea: Bugs on a Log: Spread cream cheese, nut butter, or another spread on a carrot, celery, or pretzel stick. Put a row of raisin bugs along the top.



At-home Activities

Track Cracker Snacks:

Spread softened cream cheese or hummus onto round crackers. Arrange small strips of carrot or red pepper on each one to resemble a bird track. Use raisins to create a cat track.



Fabulous Footprint Art

It seems you can make almost any animal out of your child's adorable footprint; here are a few favorites:



Footprints aren't the only sign that animals have been here! Look for these other signs near your house, in the park, by the river—wherever you go. The more you look, the more you'll start to see!

- Cat foot prints on automobiles
- Scratches left on trees by cats and squirrels
- Prints left in the snow
- Snail and slug trails
- Prints left in sand (e.g., at the playground)
- Droppings or scat left by birds, rodents, pets, etc.
- Nut shells discarded by squirrels
- Evidence that leaves have been eaten by insects, snails, slugs, or other animals

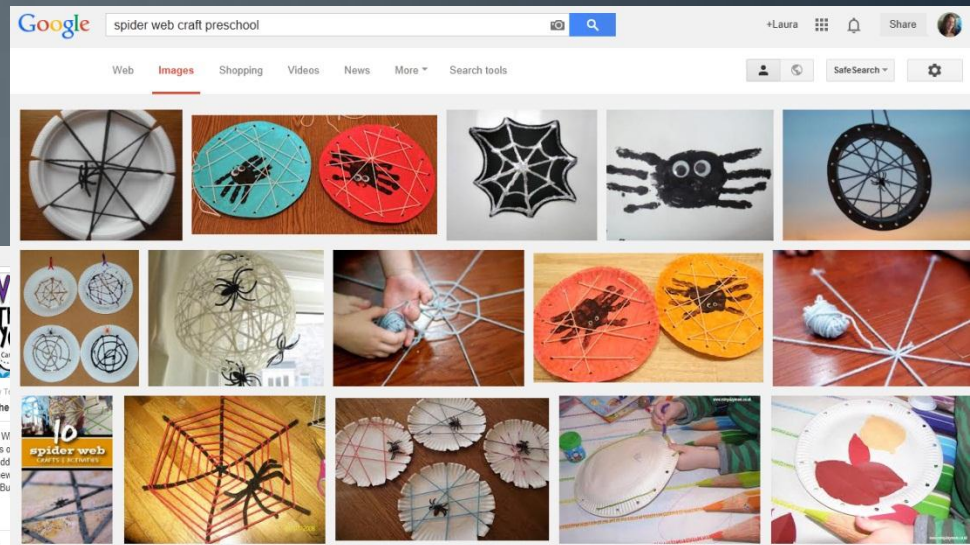


Snack ideas

Background/Further Information

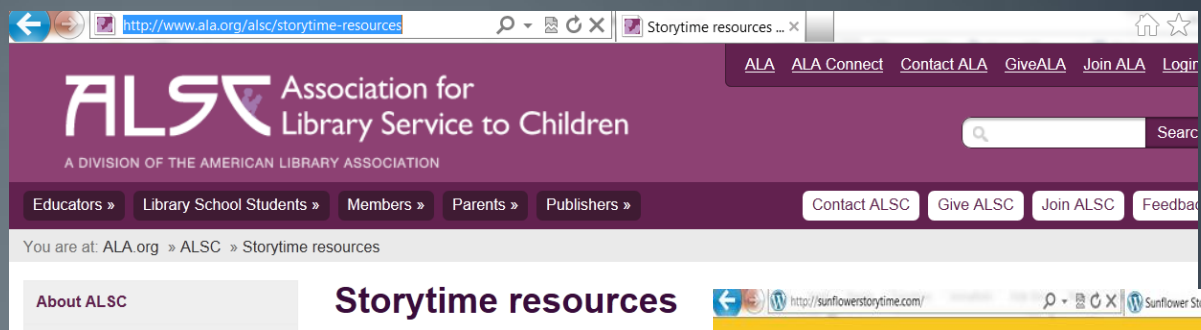
The background of the slide features a series of thin, vertical, light blue lines of varying heights and positions, creating a textured, rain-like effect. A solid teal horizontal band spans the width of the slide, positioned in the lower half. The title text is centered within this band.

Resources For Building Your Program

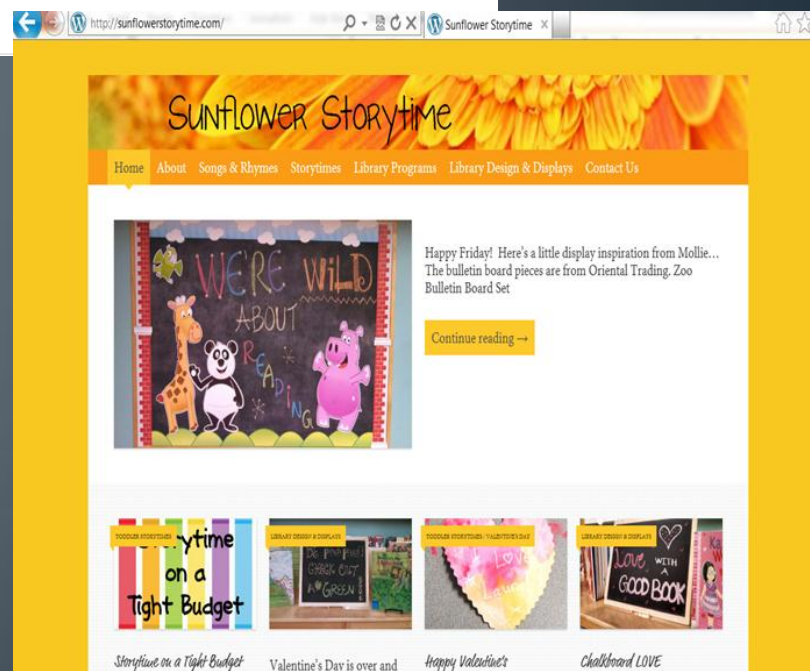
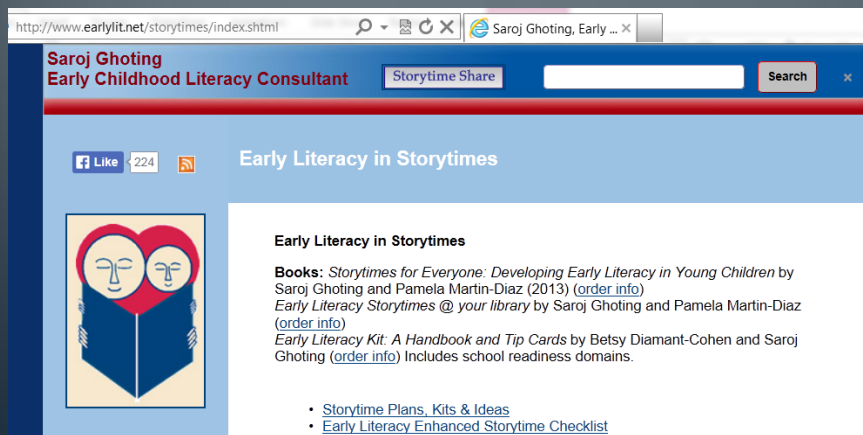


Resources for Building Your Program

- <http://www.ala.org/alsc/storytime-resources>



- www.sunflowerstorytime.com
- <http://www.earlylit.net>



The background of the slide features a series of thin, vertical, light blue lines of varying heights and positions, creating a textured, rain-like effect. A solid teal horizontal band spans the width of the slide, positioned in the lower half. The text 'Promoting your Program' is centered within this band.

Promoting your Program



Toddler Time

at Nimbus Fish Hatchery

a FREE, fun program for kids ages 1-4

Join us every Tuesday and Wednesday this spring for a half-hour of songs, stories, and hands-on fun!

10:30-11:00 AM -- Nimbus Hatchery Visitor Center



Session Schedule (the session will be the same on Tuesday and Wednesday each week except April 9 & 12--sessions will be held on Tuesday and Friday this week only)

March 26/27: Eggs: Birds and Beyond!

June 4/5: Water, Water Everywhere!

April 2/3: What's a Fish?

June 11/12: Gone Fishin'

April 9/12: Beautiful Butterflies

June 18/19: Let's Make Tracks!

(*note--FRI not WED this week*)

June 25/26: Nature is Yucky!

April 16/17: I Love Bugs!



April 23/24: Climate: Our Changing World

April 30/May 1: All About Frogs

May 7/8: Birds--Our Feathery Friends

Contact: (916) 358-2884

May 14/15: Shells of all Sorts

Laura.Orath@wildlife.ca.gov

May 21/22: Spiders are Special

Find us on Facebook!

May 28/29: Snakes Alive!

www.facebook.com/NimbusHatchery



Nimbus Fish Hatchery

Liked · 20 March 2013

Back by popular demand...It's Toddler Time! Join us on Tuesdays and Wednesdays from now through June for a free, fun-filled half hour of stories, songs, crafts, and of course, fish food!

Tag photo Add location Edit

Like · Comment · Share · Edit

30 people like this.

74 shares



Michelle Duncan Karina Bedwell this might be something to take Josiah to.

20 March 2013 at 10:18 · Like



Silver Orchid Spunds fun!

20 March 2013 at 13:58 · Like



Kristi Lofton "Nature is Yucky!" Oh goodness, *I* want to go to that one.

20 March 2013 at 14:56 · Unlike · 1



Juliet Rose Morefield Where is it located at? I dnt see a address!

20 March 2013 at 15:11 · Like



Nimbus Fish Hatchery Hi Juliet--the Nimbus Hatchery is located at 2001 Nimbus Road in Rancho Cordova, just off Hazel Ave near Hwy 50.

20 March 2013 at 15:53 · Like



Carly Holmes Bridges We're in!!

21 March 2013 at 07:08 · Like · 2



Yvonne York Thanks Rohvn!

Write a comment...



Nimbus Fish Hatchery Timeline Recent



Session Schedule

| | |
|--|---|
| March 24/25--Beautiful Butterflies | May 5/6--Farewell, Little Fish! |
| March 31/April 1--Spring Flowers | May 12/13--Birds--Our Feathered Friends |
| April 7 * NO SESSION APRIL 8 * --Nature is Yucky! | May 19/20--Wiggling Worms |
| April 14/15--Incredible Eggs! | May 26/27--I Love Bugs! |
| April 21/22--Earth Day is Every Day | June 2/3--Snakes Alive! |
| April 28/29--Frogs--Get Hopping! | June 9/10--Let's Make Tracks! |
| | June 16/17--Gone Fishin' |

Like · Comment · Share 71

👍 Kathy M Schulz and 46 others like this. Top Comments ▾

 Write a comment... 

 **Steph Houston** can children under 1 year attend? Looks fun! 😊
Like · Reply · 19 March at 23:10

 **Nimbus Fish Hatchery** Absolutely, bring the little one along!
Like · 20 March at 06:42

 **Marysol Solcito Killian** Me too 😊
Like · Reply · 👍 1 · 17 March at 15:48

💬 View 10 more comments

4,160 people saw this post Boost Post ▾

4,160
views

1,905
page
likes

←

→

f https://www.facebook.com/#!/NimbusHatchery/events

🔍 🔒 ↻ ✕

f Nimbus Fish Hatchery ✕

🏠 ☆ ⚙

facebook

👤 🗨️ 🌐

Search for people, places and things 🔍

Laura Drath Find Friends Home 📅 ⚙

You are posting, commenting and liking as **Nimbus Fish Hatchery** — Change to Laura Drath



Nimbus Fish Hatchery Events ▾

+ Create event 🌟

Adverts Manager



Toddler Time--The Spectacular Salmon
Wednesday, 9 October 2013 at 10:30
2 guests

Nimbus Fish Hatchery

Rancho Cordova, California



Toddler Time--The Spectacular Salmon
Tuesday, 8 October 2013 at 10:30
3 guests

Nimbus Fish Hatchery

Rancho Cordova, California



Toddler Time--Fabulous Feet!
Wednesday, 2 October 2013 at 10:30
2 guests

Nimbus Fish Hatchery

Rancho Cordova, California



Toddler Time--Fabulous Feet!
Tuesday, 1 October 2013 at 10:30
2 guests

Nimbus Fish Hatchery

Rancho Cordova, California



Toddler Time--Leaves Are Falling
Wednesday, 25 September 2013 at 10:30

Nimbus Fish Hatchery

Rancho Cordova, California

👤 Chat (8)

🔍 125% ▾



2:29 PM

2/21/2014

The top half of the slide features an abstract background composed of numerous thin, vertical lines in various shades of blue and grey, creating a textured, forest-like effect. A solid blue horizontal band spans the width of the slide, serving as a background for the text.

Ulterior Motives

Entertaining families while serving your (site's) own purposes

Benefits of Storytime to Your Site

- Increase first-time and repeat visitation
- Build loyalty and connection
- Develop a constituency/advocates for your site
- Interpretive opportunities



Welcome To Toddler Time!

at Nimbus Fish Hatchery



This Week's Theme: Climate: Our Changing World

Songs/Chants:

Weather Song (Sung to: "Twinkle, Twinkle, little star")

Look outside QQW, can you say
What the weather is today?
Is there sunshine, is there rain,
Is wind blowing down the lane?
Look outside QQW, can you say
What the weather is today?
Look outside QQW, can you say
What the weather is today?
Are there snowflakes falling down,
Are there big clouds floating around?
Look outside QQW, Can you say
What the weather is today?



Weather/Whether Chant:

Whether the weather be cold
Or whether the weather be hot
We'll weather the weather, whatever the weather
Whether we like it or NOT!

Rain Rain (Sung to: "Row, Row, Row Your Boat")

Rain, rain, falling down,
Landing all around.
What a lovely sound you make
Splashing on the ground.

Rain Song (Sung to: "If you're happy and you know it")

First a little drop of rain hit the ground, (Tap, Tap)
Then another drop of rain hit the ground, (Tap, Tap)
Then another and another and another and another,
And pretty soon we heard a different sound. (Splash!)
Splash!

Books:

Climate Change series by Stephen Aitken—Earth's Fever, Fever on the Land, Fever at the Poles, Fever in the Ocean
Cloudy With a Chance of Meatballs, Judi Barrett The Rain Came Down, David Shannon
Let It... Spring, Snow, Fall, Shine series by Maryann Cocca-Leffler, Earth Day, Birthday! Maureen Wright

Contact: (915) 358-2884 Laure.Drath@wildlife.ca.gov

Find us on Facebook! www.facebook.com/NimbusHatchery



Background

Weather vs. Climate: What's the Difference?

Weather describes what's happening outdoors at any given time, and can change quickly. If it's rainy, sunny, snowy, or windy today—that's weather. Climate is the total of all weather over a period of years in a certain place. Climate tells us what it's usually like in that place.



Climate Change

The overwhelming majority of scientists agree that the actions of humans are contributing to a change in global climate. The earth's average temperature has risen by 1.4 degrees F over the past 100 years—that may not seem like much, but it's already been enough to cause changes in rainfall patterns, storm frequency and intensity, ocean levels, and range and migration patterns for many animals and plants. Climate change is real, and the choices we make today will shape the world our children and grandchildren live in.

Earth Day—Every Day!

Actions you and your families take every day affect the planet, but there's no need to overwhelm kids with gloom and doom. Teach them to love the Earth, and they will naturally care for it as they get older. Below are a few fun ideas for being Earth-friendly year-round!

Grow a Garden



You don't have to have a green thumb or acres of land to grow something! Try a few containers or a bed of peas, beans, radishes, or carrots—an added benefit is that children are often far more willing to eat vegetables they have grown themselves. Let your child choose flowers or other plants that appeal to him or her at the nursery, then work together to prepare the soil, transplant the seedling, give it a drink, and watch it grow!

Get Crafty!

A quick Google or Pinterest search will reveal more re-use and recycle projects than you could possibly tackle before your little one heads to college. Tried and true—and perfect for this time of year: turn a milk or juice carton into a birdfeeder, or melt those old broken crayons down into new ones!



Take a Hike

The Sacramento region is filled with wonderful nature reserves to explore, but your neighborhood park works perfectly well with little ones, too! Try going on a scavenger hunt for colors or shapes—but be willing to follow whatever catches your child's interest. At this age, it's not about how much distance you cover or how many plants or animals you can identify; it's simply about being outside together—and having fun!



Bike to the Store

Between 1990 and 2001, miles driven for shopping grew more than 40 percent — three times as fast as all other types of driving — according to the U.S. Department of Transportation. Ride bikes to the store together, or haul kids (and groceries) in a trailer. (It's great exercise — and a great opportunity to talk with kids about how using fossil fuels impacts the Earth. Take a stash of reusable shopping bags with you!

Actions







Questions?

- Laura Drath
- Fish and Wildlife Interpreter II
- Nimbus Fish Hatchery, CA Dept. of Fish and Wildlife
- Laura.Drath@wildlife.ca.gov
- (916) 358-2884